

SOLID TOP/BOTTOM GRATING

DATASHEET

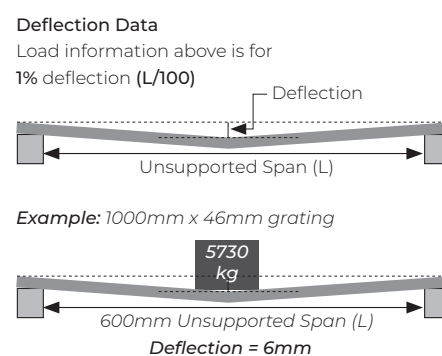
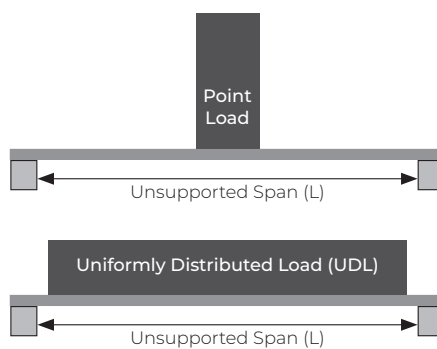
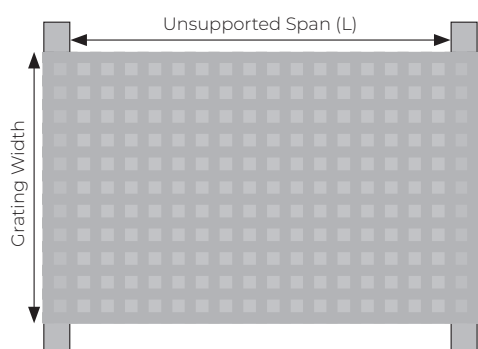


Step on Safety

Load & Deflection Data

1000mm WIDE GRATING			Unsupported Span (L) (unfixed)						
Grating Thickness	Self-weight	Load Type	300mm	500mm	600mm	750mm	1000mm	1200mm	1500mm
18 mm	13.8 kg/m ²	Point Load (kg)	3945	1415	980	620	340	230	140
		UDL (kg/m ²)	6315	2270	1570	1000	555	380	235
46 mm	28 kg/m ²	Point Load (kg)	22975	8260	5730	3660	2045	1410	890
		UDL (kg/m ²)	36765	13225	9180	5865	3290	2275	1440

1200 WIDE GRATING			Unsupported Span (L) (unfixed)						
Grating Thickness	Self-weight	Load Type	300mm	500mm	600mm	750mm	1000mm	1200mm	1500mm
18 mm	13.8 kg/m ²	Point Load (kg)	4730	1695	1175	745	410	280	165
		UDL (kg/m ²)	7570	2720	1885	1200	665	455	280



FOR MORE INFORMATION

Call: 01206 396 446

Email: sales@steponsafety.co.uk

Visit: www.steponsafety.co.uk

